

MINUS UNV DALI Power Supply (1-4 Fixtures) Remote Power Supply

Minus UNV Dimmable Power Supply - The Minus Power supply can power 1-4 European type Minus or Artus fixtures (12.5W) and is dimmable via multiple dimming protocols and features short circuit protection, over- heat and overload protection. Dimming is accomplished through DALI, Push button, or 1-10V interface and adjustable DIP-switches.

Construction

- Protection Mechanism: short circuit, over load, over temperature
- Weight: 0.47lbs (215g)

Installation

- 5" (12.7cm) minimum installation space between power supplies
- Installation requires 16AWG wire

Product Dimensions

- Length: 4.82" (122.5mm) • Width: 3.11" (79mm) • Height: 0.86" (22mm)

Electrical

- Input Voltage: 110-127 VAC - 50/60 Hz
220-240 VAC - 0/50/60 Hz
- Output Voltage: Variable, please refer to page 2
- Rated Power: 30-65W
- Dimming Protocol: DALI, Push Button, 0-10V
- Ambient Temperature: -20°C - +45°C
- Case Temperature Max: 85°C
- Power Factor: (λ): typ. 0.95

Listings / Certifications

- SELV
- Protection Class: IP20
- Class II Output
- CE Rated

Note

- Please reset the device after using push button by shorting the 1-10V interface about 2 seconds
- The maximum length of the output cable to the LED lamps should not exceed 10m in order to meet the EMC standard (at 1mm)

ORDERING INFORMATION

SERIES

AA3 - Remote Supply

MODEL

DALI - 1-4 Fixtures

TYPE

D - DC Output

REGION

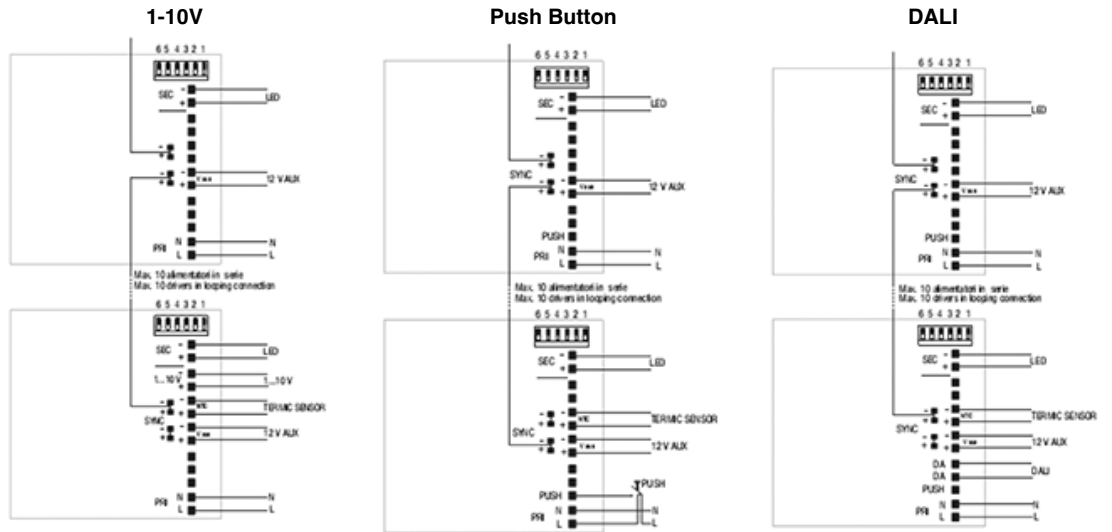
EU - Euro/Int'l

ORDERING EXAMPLE AA3-DALI-D-EU

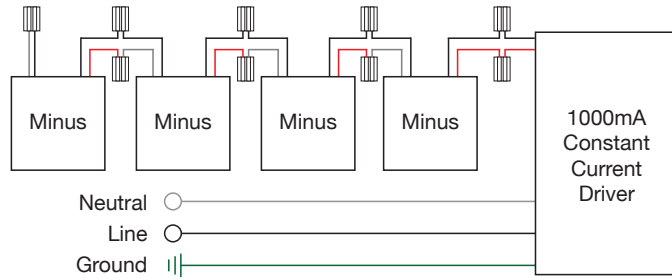
Output Adjustable by DIP Switch

Secondary	110-127V		220-240V	
350mA	25W	2-74VDC	25W	2-74VDC
500mA	35W	2-72VDC	35W	2-72VDC
550mA	39W	2-72VDC	39W	2-72VDC
650mA	40W	2-62VDC	46W	2-72VDC
700mA	40W	2-57VDC	50W	2-71VDC
750mA	40W	2-53VDC	50W	2-66VDC
850mA	40W	2-47VDC	50W	2-58VDC
900mA	40W	2-44VDC	50W	2-55VDC
1050mA	40W	2-38VDC	50W	2-48VDC
48V	40W	800mA	50W	1050mA

Connection Samples



Wiring Diagram for Constant Current Minus products - [EU]



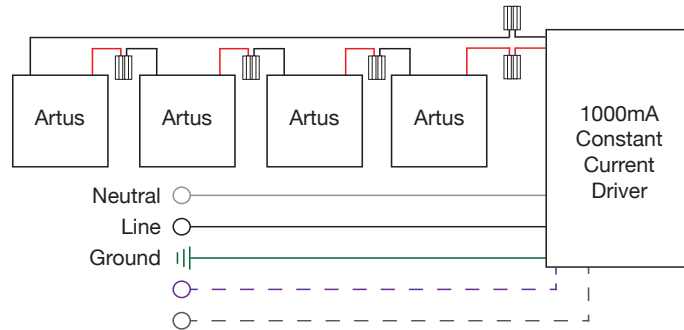
Fixture Leads In
Red with Red (+)
Black with Black (-)

Fixture Leads Out
Black with Black
White with Red

Warning: failure to wire correctly may cause fixture to fail.

Note: The white and black cables of the last fixture in the series must be bridged together!

Wiring Diagram for Constant Current Artus products - [EU]



Fixture Leads
Red (+)
Black (-)

Warning: failure to wire correctly may cause fixture to fail.

Additional Considerations

The above wiring diagram applies only to Constant Current Minus and Artus products with product ordering codes ending with "EU". The diagram above shows the typical wiring schematic, however the total number of fixtures per driver is driver specific.

- Apure DALI, Push, 1-10V (1000mA 30-65W) 1-4 Minus/Artus 16AWG - 82ft (25m)

WARNING: The power supply must operate within the range of minimum to maximum fixtures. Operation with less or more fixtures from the specified amount will result in damage to the power supply and/or lighting fixture. Incorrectly wiring the Constant Current lighting fixture may cause luminaire to fail.