




*Fixture not included



*Fixture not included

LINIAR SYSTEM Recessed Profile

Description

The LINIAR SYSTEM is Apure's profile solution compatible with the MINUS TWO, MINUS TWO CIRC and MINUS NANO downlight fixture, as well as the ARTUS Series and ARTUS CIRC Series fixtures. Available in 1 ft or 4 ft sections, the LINIAR SYSTEM is suitable for new construction drywall applications allowing for a sleek architectural alternative recessed in less than 25 mm (1").

Construction

- Extruded aluminum profile
- Standard black powder coated finish (available in white)
- Includes screws for mounting to existing drywall
- Connector kit and screws included for extending the LINIAR profile.
- Available in 1 ft (305 mm), 4 ft (1,219 mm)

Installation Types

- Can accommodate 5/8" (15mm) drywall installation for new construction.
- The Minus series and Artus Series are not suitable for installation within steam rooms or saunas!

Listings

- UL Listed, CE Conform
- Suitable for dry and damp locations

Resources

Scan QR Code or visit at apurelighting.com/resources/



Resources



Description

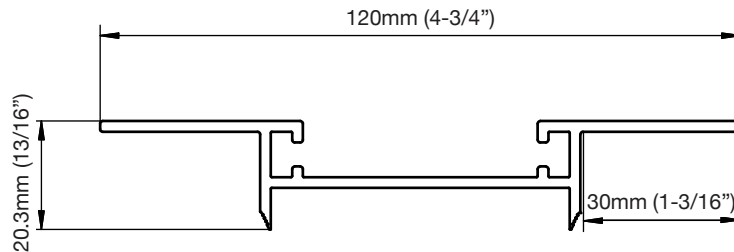
Each installation and design requires a unique profile composition. This configurator will provide the necessary information needed to order your LINIAR profile. This includes the desired length of the profile, and the amount of fixtures to be installed on the profile.

The 1ft profile features a single cutout in the center (5-1/2" away from each end) for a MINUS TWO, MINUS TWO CIRC, MINUS NANO or an ARTUS Series fixture. 4 Mounting screws are needed to install this section of the profile.

The 4ft profile is ideal for custom lengths and cutouts for ARTUS and ARTUS CIRC fixtures. This section is a blank slate where an ARTUS or an ARTUS LAC, ARTUS UNUS, ARTUS CIRC, ARTUS CIRC LAC can be installed exactly where it needs to be. The MINUS TWO, MINUS TWO CIRC and the MINUS NANO cannot be installed on the 4ft profile.

This 90° corner piece allows for a continuous profile design. This 82mm profile does not have cutouts for lighting fixtures.

Profile Dimensions



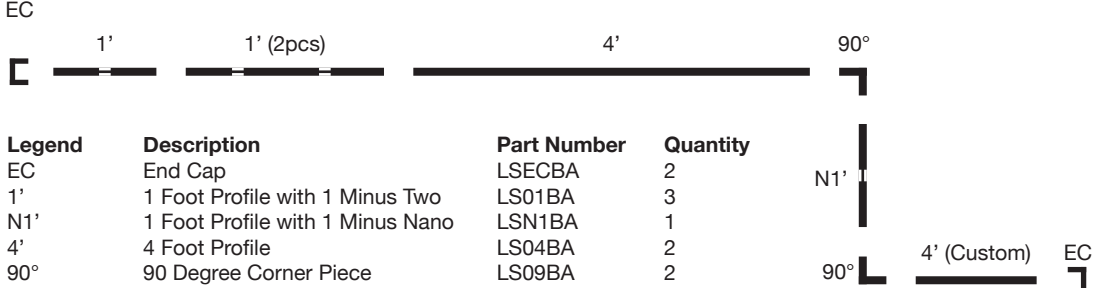
Profile Type (Black or White)	Part Number	Capacity of Fixtures	Quantity
1ft (305mm) Minus Two Profile	LS01XX	1	_____
1ft (305mm) Minus Two Circ Profile	LSC1XX	1	_____
1ft (305mm) Minus Nano Profile	LSN1XX	1	_____
4ft (1,219mm) Profile	LS04XX	Custom	_____
90° Corner (82mm x 82mm)	LS09XX	0	_____
Profile End Cap (1 set)	LSECXX	N/A	_____

Optional Accessories

ARTUS Mounting Kit	AAMLARMK	N/A	_____
Profile Connection Kit	AAMLCKBA	N/A	_____

CONFIGURATION EXAMPLE

Below is an example of a configuration using 4 fixtures in a 9' and 7" black profile. Custom pieces are cut on site by the installer.



ORDERING INFORMATION

SERIES

LS - Liniar System

TYPE

- 01 - 1 Foot (1 Minus Two fixture)
- C1 - 1 Foot (1 Minus Two Circ fixture)
- N1 - 1 Foot (1 Minus Nano fixture)
- 04 - 4 Feet (Blank)
- 09 - 90° Corner
- EC - End Cap

COLOR

- BA - Black
- WH - White